


Machine Introduction



1. waste water bottle
2. water level adjustable
3. clean water bottle
4. clean water bottle
5. on/off button
6. water outlet hole

Treatment Step

1. install the handpiece to the machine
2. press On/off red button to turn on machine
3. Machine screen will shows like this
4. Click the screen, enter the function option screen ,shows below



5. Choose the function you want to do

Hydra Peel Water Dermabrasion

Hydra dermabrasion completely changed the traditional way, which is hand cleaning skin relying on individual's practice skills.

Hydro microdermabrasion uses vacuum suction mode controlled by intelligent process, through the combination of products and equipment to improve skin texture. The main advantage of the hydra-dermabrasion machines lies in that it is much gentle by using only water, and enables treatment diversification by using with skin care products for different functions like essential oil, whitening products, lactic acid, salicylic acid and more, to achieve various aims on customers' request.





firstly use hydra peel function ,click  , and then enter hydra peel function screen






a. Install hydra tips to the hydra peel handle ,like this



b. Click  and  to adjust the energy , the energy is 1-10 ,we suggest you set energy 10



c. Click  to let the hydra peel start work

d. If hydrapeel handle have a little water comes out ,Rotate this switch



to adjust the water level

e. Hydra dermabrasion treatment usually doing about 15 minutes , after finish , click to choose another function .



Ultrasonic

1. By the high frequency vibration (1MHz-3MHz), generate ultrasonic with strong penetrability. It is a special instrument that could radiate an alternate wave and spread around. It is much stronger than the normal sonic wave, with high frequency, good directivity, strong penetrability and great expandability.
2. Because of the high frequency vibration, it will do soft and micro massage to the skin cells, accelerate the blood circulation, facilitate the metabolism, activate the cells and improve the absorption of nutrition.
3. High frequency micro massage could eliminate the aged cells, expel the toxin and fine the wrinkles. Accompany usage with cosmetic product or medicine, it could treat and improve the skin problems.
4. The frequency of ultrasonic could also generate resonance vibration of the cells, consume the fat and improve water absorbing capacity of cells, rejuvenate the skin and recover the elasticity.




a. Click , and then enter Ultrasonic function screen



b. Click “  ” and  to adjust the energy , you can start from 5



c. And then click  to let the hydra peel start work sage:

1. before using this function, clean the skin where would be treated by cleanser.
2. After cleaning the skin, choose the lotion or essence according to the skin condition and disease to achieve the best effect.
3. While operating, the beautician should hold the probe steadily, rotate slowly and evenly, let the skin have a sufficient ultrasonic treatment.
4. take the probe away after finishing the treatment, keep the essence on the skin and let it penetrate thoroughly.
5. treatment time is about 10 minutes

BIO Face Lift



1. BIO can inhibit recession of human skills ,designed by micro current programe and the human body bioelecticty to resonate, which stimulate cell cell activation ,promote metabolism ,recover the strongness and vitality of organism .

2. Accelerate the blood circulation of micro-vascular, improving cell permeability, moisture, making the skin smooth, elastic;
3. Current micro-current stimulation is as deep as glial tissue under the skin and muscle tissue. Stimulate and restore dermal elastic fibers so that stretch wrinkles.
4. The cause of skin aging is slow metabolism, reduction of electric energy, cells repair capacity is insufficient to fight aging of the body caused by internal or external factors. Therefore, Recharging energy to recover normal metabolic function is an effective method of delaying aging.



a. Click  to enter BIO function



b. Click  and  to adjust the energy , the energy is 1-10



c. Click  to let the BIO to work

Using method

1. Use special cream in the face such as gels, and then hold the BIO handle with your hand.
2. Move the probe from the Center parts of the face to the outside, moving from bottom to top.
3. Face lifting methods: from the bottom jaw to ear, from the nose to the temples, moving outward from the Central forehead.
4. Eye lifting methods: from the inner corner to Temple, probe should not be too close to the areas around the eyes, and you should be gentle in the operation.

caution

1. Clean operating parts firstly, and coat with special cream in the operating parts.
2. You must dismount watches and metals before operation.
3. People can't use it who has Cardiovascular diseases and sensitive skin.
4. Do not put the equipment at wet places.
5. Do not operate too long time at the same location of skin.
6. Adjust the BIO output power from small to large.


RF Radio Frequency

with the thermal conduction of radio frequency electric wave which can stimulate the ions and electric colloid particles in the organism moving or shaking with high speed and produce thermal power to heat the dermal layer with molecule resonance. The whole process never relates to hurt people ' s skin. When the temperature increases to 45 °C -60 °C , there much more collagen are stimulated to be secreted, then fill with the collagen gaps and realign in the deep collagen organization. After the new collagen structure rebuilt, the skin become firming , elasticity and glossy, wrinkles also move away.

Main Function

1. Increase skin and muscular organization temperature about 4-5 °C and stimulate cells' functionality.
2. Increase blood flow speed about 4-5times and substance purification. Helpful on the nutrient, antibody, white blood cell and lymph circulation.
3. Increase skin elasticity to 5-10 times, and make the ligament, joint capsules and scar organization more strong.
4. Significantly reduced joint stiffness: compared with physiotherapy, heat therapy
5. can reduce the joint stiffness and inconvenience.
5. Pain relief: For pain caused by coronary heart disease, it can reduce pain if using thermoelectric probe congestion. Increasing the heating pain place or nerve around can reduce the pain of Muscles, ligaments and organizational links.
6. Relaxing the muscles atrophy: reducing AI broke motor nerve fibers can relieve muscle atrophy.
7. Stimulating the therapy of chronic inflammation: the way to stimulate the veins and inner loop which help to absorb inflammatory fibroid can increase oxygen, nutrients, white blood cells and antibodies.
8. Stimulating wound treatment: according to the increase of blood flow making the arteriolar and capillary expanded can stimulate skin circulation and physiotherapy




a. Click  to enter rf function



b. Click  and  to adjust the energy , the energy is 1-10



c. Click  to let rf handle start work start work

Treatment Pictures



Step1: Apply RF oil evenly on the face and keep circle moving at even pace from jowl to basal part of the ear.



Step2: Lift from corners of the mouth to the part of cheek in front of ear.



Step3: Move from inner to outer corner of eye.

SSSS



Step1: Lift from upward side of collarbone to lower jaw bone.



Step2: Lift from upward side of collarbone to lower jaw bone keep clear of prominentia laryngea.



Daub the cooling gel equably



Move circularly and uniformly



from wrist to elbow



Move circularly and uniformly on the arm. can prevent the arm skin sagging






Cold hammer

It is a derivative instrument of medical instrument, safe and reliable. Cold hammer has cooling effect, tighten the skin texture, anti-wrinkle. Do the treatment about 5 minutes



a.Click to enter cold hammer function

b. Click  and  to adjust the energy , the energy is 1-10

c. Click  to let the cold hammer hydra peel start work

Treatment on the face:
Start from ophryon and spread away, move upwards. As the photos shows.

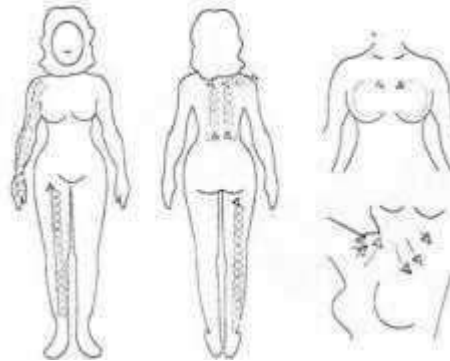


1. From lower jaw to ear.
2. From lower jaw to nose.
3. From nose to Temple.
4. From inner corner to the Temple, do not get too close to the eyes and be tender.

Treatment on the body:

Move the hammer upwards from the bottom like drawing circles.


While treat on the breast of female, move around the pectoralis major muscle, like the right photo shows.






Oxygen Spray Gun

Needle free water oxygen injection beauty equipment adopts traceless and harm ess noninvasive method. extracting the oxygen in hte air, and comporessed to acti ve factor by molecuar filter, the oxygen release to skin and inject into skin by The machine. it is a effective and safe way to send oxygen to skin, so to remove wrinkle s and smooth skin.




a. Click  to enter oxygen spray function function

b. Click  and  to adjust the energy , the energy is 1-10

c. Click  to let the spray gun start work

Function :

1. Skin regeration
2. Shrink pores
3. Remove fine lines
4. Oxygen injection, active skin
5. Repair skin deeply ,healthy skin strongly



Please Note :

When you use the hydra Peel Handpiece do the treatment , put an thin rag on the waste water bottle

Otherwise , Maybe the waste water from spilt from the bottle ,and it will influence the lifetime of the machine

