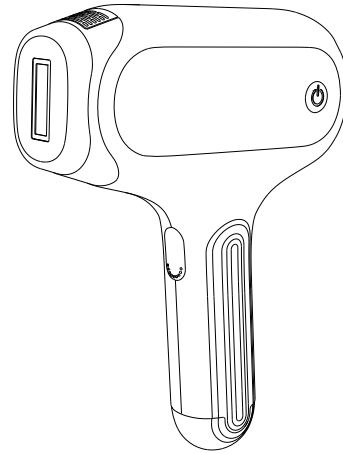


## Operating instruction

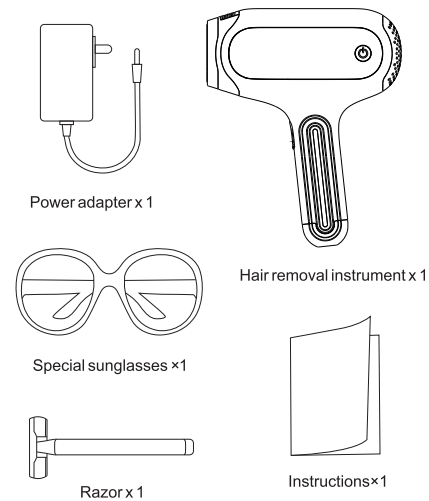


Before using this product, please read the instructions carefully for future reference and keep them properly.

### Product overview

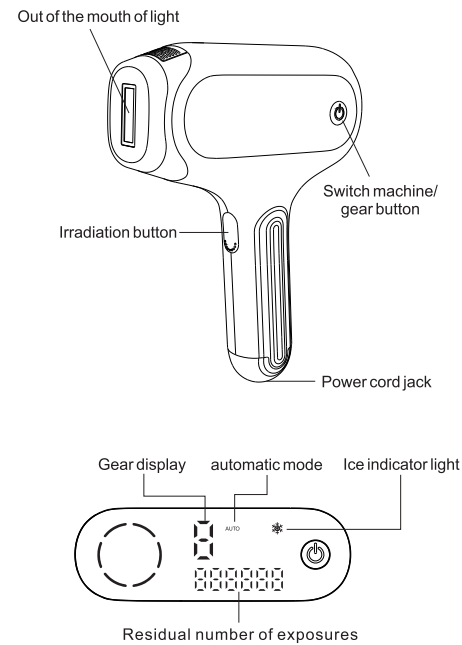
This product is a multifunctional hair removal instrument for removing skin surface hair. It adopts intense pulsed light technology to inhibit hair regeneration at the root of skin hair follicles and effectively remove excess hair. Apply to body parts: face (only under jawbone), armpits, arms, legs, bikini line, etc.

### Packing list



- 01 -

### Description of product parts



- 02 -

### Precautions for Use

To ensure that you use this product correctly, please read the cautions carefully before using it. The instructions can help you to use the product correctly, so as to avoid personal injury or property loss to you or others. Please follow the instructions Rules.

#### Warning:

- If the user suffers from a physical, sensory or mental illness, or is undergoing treatment for a dermatological illness, the product must be used only under the supervision of a person or under the guidance of a responsible person (such as a dermatologist).
- Do not allow children to touch this product.
- Do not touch the product with sharp or hot objects.
- Do not put this product in the fire.
- Do not touch the skin with water within 2 hours after using the product.
- Do not break the power cord, bend, twist, stretch, add heavy objects, place it in a hot place, tie it, clip it or process it, so as not to cause fire and electric shock. If the power cord and the power connection are damaged, deformed or broken, please do not continue to use.
- Do not disassemble, repair or modify the product without permission.
- This product is not waterproof, do not use it in the bathroom.
- Do not place the product near fire, hot heat source, inflammable material, and do not place it in the bathroom.
- Do not point the lamp cap at your eyes to avoid damaging your eyesight.
- Please wear the matching sunglasses in the package of this product when using.
- If you feel pain or discomfort during use, please stop using this product immediately.

- 03 -

### Taboo:

Laser depilators are not designed for everyone. Please read the following information before using.

1. If you are not sure if laser hair removal is suitable for you, please consult your surgeon or dermatologist.
2. Do not use a laser depilator if you are naturally dark-skinned. The laser depilator removes excess hair by selectively addressing hair pigmentation, and different amounts of pigmentation are withdrawn from the surrounding skin tissue. The amount of pigmentation in a person's skin, which is determined by their skin color, determines the degree of risk that using a laser depilator on a dark complexion can cause burns, bubbles and changes in skin tone (pigmentation or hypopigmentation).
3. Do not use this product on tanned skin or after exposure. Tanned skin, especially after exposure, contains a lot of melanin. This type or color of skin, including skin that does not appear to tan quickly, contains a lot of melanin. Using a laser depilator is associated with a higher risk. The use of a laser depilator can cause side effects on recently exposed skin, such as burns, blisters, skin color changes (hyperpigmentation or hypopigmentation).

#### The following people are not allowed to use this product:

- Patients with fever
- Patients with infectious diseases
- Patients with malignant tumor
- Patients with allergic constitution
- Patients with blood disease
- Patients with atopic dermatitis
- Sensitive skin
- People with excessive fatigue or weak constitution
- Drunk
- Sleeping pills
- Pregnancy, physiological period, lactation of women
- Epilepsy patients
- Patients with telangiectasia caused by long-term use of steroid hormones and liver dysfunction
- Patients who have received radiation or chemotherapy in the last three months.

- 04 -

### Use of this product is prohibited in the following areas:

- Knife injury
- Plastic surgery site
- Around the mouth and eyes
- Eczema site
- Inflammation caused by excessive burns
- Purulence of the skin
- Raised moles and freckles
- Viral mass
- large vein, Adam's apple
- nipple, areola
- navel
- Genitals, anus and surrounding
- Tattoos, tattoos

### Preparation before use

It is necessary to clean the skin before use, remove the hair in the depilation area (below 1mm), ensure that the skin is hairless, completely dry, and free of oily substance residues (perfume, lotion, body milk, etc.), to ensure that the light energy is channeled to the skin in an effective way.

Note: When the IPL laser is used, all kinds of adverse conditions will occur when the shining occurs on the unshaven or unclear skin.

1. Dust in hair may absorb light energy and cause skin pain or redness. Split hairs or dust contaminate the light window, preventing normal light from coming out and potentially reducing the product's service life.
2. Check whether the outlet of the instrument is clean and whether there are pollutants such as hair, dust, fiber and so on. If there are any, please wipe them carefully.

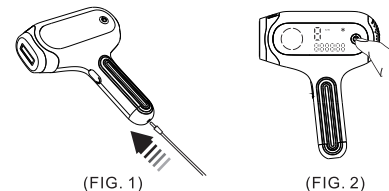
### Product Usage

If you use this product for the first time, your skin color is within the usable range, and the gear can be adjusted to the first gear. If there is no obvious pain, you can continue to adjust the gear until the exposed skin has a slight pain, which is the effective light.

- 05 -

### Using the step:

- 1 (FIG. 1) Connect the power cord and insert the plug into the socket as shown.
- 2 (FIG.2) Long press the "⏻" button for 2 seconds, the gear is in gear 1. If you want to add the gear, please press the screen light is on, the product is started up, and the "⏻" switch machine/gear adjustment button to change the gear in turn, which is 1-2-4-5-4-3-2-1 (manual depilation mode is adopted at this time).



(FIG. 1)

(FIG. 2)

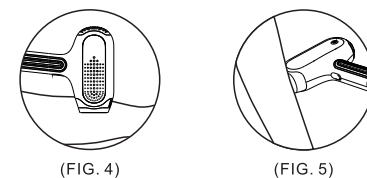
- 3 (FIG.3) The auto Long press the flash button for 2 seconds, and the AUTO light will be on, which is the automatic hair removal mode. atic hair removal mode will automatically flash hair removal (in case the lamp holder is close to the skin).
- 4 Wear special sunglasses.



(FIG. 3)

- 5 (FIG.4, FIG.5) Make the fuselage 90 degrees perpendicular to the skin. When the lamp cap is completely in line with the skin, press the flash button to begin hair removal and gradually move and change the position. Please do not repeatedly illuminate the same area.

- 06 -



(FIG. 4)

(FIG. 5)

- 6 6 after hair removal, long press "⏻" on key for 2 seconds, the screen shows the countdown state, after the completion of the timing, the product shutdown, you can turn off the power.

### Suitable hair color:



### Apply to skin:



### Product specification

Product name: Ice depilator	Current: 3A
Rated power: 36W	Input voltage: 12V
Working environment: 0-40°C	Net weight: 355g
Luminous area: 3cm <sup>2</sup>	Product size: 203*166*51mm

- 07 -

### Aftercare

1. Moisturize the irradiated skin with moisturizing lotion, skin care products, etc.
2. Do not use perfume, facial mask and cosmetics containing frosted beads on the area where you have just taken off your hair.
3. Avoid UV exposure within 48 hours after lighting operation. If necessary, please apply sunscreen products.
4. Consult a surgeon if you feel unwell.
5. Sunbathing is likely to cause skin blackening or sunburn, and irradiation at this time will cause redness and swelling. Therefore, during the use of this product, be careful not to expose to the sun, and the recovery time of sunburn shall not be less than one week.
6. It is strictly prohibited to expose the exposed area to sunlight within 48 hours after the illumination operation. Even if the exposure is required after 48 hours, it is necessary to always pay attention to the occurrence of adverse skin conditions.
7. Consult your doctor if you need plastic surgery after exposure to light (only in the exposed area).

### Possible side effects:

If your skin is dry and itchy for a period of time after shaving or lighting, rest assured that the reaction is not harmful and will not go away for a long time, you can apply a mild, non-irritating moisturizer.

### Use cycle

A normal full hair growth cycle may take 18 to 24 months, during which time multiple laser depilators may be used to achieve good hair removal results. The effect of hair removal varies from person to person, depending on the color of the hair on the body and how the laser depilator is used. Use repeatedly according to hair growth condition, general 8 weeks can achieve depilation effect.

- 08 -

- 1-3 weeks 2-3 times a week
- 4-5 weeks 2 times a week
- 6-7 weeks once a month
- Successful depilation occurred after 8 weeks

### Warranty and regulations

#### Product warranty:

1. The warranty period of this product is 1 year.
2. The scope of warranty includes quality problems of parts that affect product functions, but does not include appearance wear caused by long-term use or wear or damage caused by incorrect operation, negligence or accident. Any damage caused by trying to open or disassemble the product (or its accessory accessories) is no longer covered by the warranty.
3. During the warranty period, the malfunction (judged by the official staff of the company) under normal use according to the instruction manual can be repaired free of charge.

#### Disclaimer:

Under the following circumstances, this product is not covered by the warranty:

1. Cannot provide this guarantee and valid purchase certificate;
2. Failure and damage due to self-dismantling, repair or modification;
3. Failure or damage caused by shipping, moving, or falling after purchase;
4. Failure and damage caused by other unavoidable external factors;
5. Improper use causes damage to the equipment caused by water or other solutions;
6. The damage caused by using a power supply or voltage other than the specified one;

- 09 -