

14in1 Hydra Beauty Skin System



USER MANUAL

Waning

Dear user:

Thanks for using our company's products, in order to fully make use of the products, we sincerely suggest follow:

- ◆ Please read the instruction in detail and keep it well for further reading and consulting.**
- ◆ Please follow the instruction to fit and operate the machine correctly.**
- ◆ Please do not remove and change any accessories of the machine.**
- ◆ It forbids others to open and remove the mainframe except the authorized people in the company**
- ◆ It forbids others to change and maintain the machine except the professional people.**
- ◆ Please contact us if there is any trouble during operation.**

This product does not belong to medical, please don't use for disease treatment!

IMPORTANT: before starting the equipment correctly, please follow the installation instructions. Any damages caused by incorrect operations will void the warranty.

SAFETY INFORMATION

Thank you for choosing our products! This user instruction is specially designed for the safety of you and others. Please read the instructions carefully before installing or using the machine and follow them when using.

1.1 Electrical Safety

- Before installing the machine, make use that your local electric network complies with the voltage and frequency indicated on the tag on the rear panel. Otherwise, the machine may be damaged in case of excessive current or voltage rise.
- Never touch the machine with damp or wet hands or feet.
- It is dangerous to change or try to modify the function of this machine in any way.
- Do not attempt to operate this unit if the power cord has been frayed or broken
- Do not spill water or other liquids into or on to your unit.
- During long periods of non-use, disconnect the unit's main power.

1.2 Safety Rules When Installing

- Place the machine on a stable and secure base. It should not be subjected to any jolts or vibrations.
- Never expose the unit to too high (>40°C) nor too low temperature (<5°C).
- NEVER EXPOSE THE UNIT TO RAIN OR ANY OTHER HUMIDITY.
- DO not expose the unit to direct sunshine or install the unit close to a source of heat (central heating, radiator...); otherwise the screen may be damaged.
- Do not cover or block the ventilator behind the unit.

1.3 Safety Rules When in Use.

- Well clean areas to treat before treatment.
- Never touch the machine with damp or wet hands or feet.
- Never place the cavitation handpiece on the liver, kidney area.

INTRODUCE OF THE FUNCTION

1. Hydro dermabrasion

Hydrodermabrasion (Hydra Facial)



2. Spray treatment

Mechanism of spray oxygen

Operating steps

1. Clean skin deeply.
2. Click the

5. Photon light (PDT)

The general introduction of PDT:

Praised as

8. Ultrasonic

Features

1 Ultrasonic waves with deep penetration are produced by high-frequency oscillation of 1 million times per second. It is a kind of special instrument that emits a kind of waveform that can be transmitted by surrounding medium. It has more powerful energy than ordinary sound waves. It has high frequency, good directionality, strong penetrability and large expansion force. .

2 Due to the strong high-frequency oscillation, it can soften and massage the skin cells, promote the blood circulation of the human micro-vessels, accelerate the metabolism and activate the skin cells, and help absorb nutrients

3 skin high-frequency micro-massage, can also eliminate the aging cells and discharge toxins to reduce wrinkles, with a variety of beauty products or medicines, can achieve a variety of problems skin treatment, improvement.

4 The safe frequency of ultrasound can also cause the resonance vibration of the cells themselves, consume fat and improve cell water absorption and water saturation, so that the skin can restore clear gloss and elasticity.

5 Ultrasonic high-frequency micro massage can eliminate the aging cells and discharge toxins to reduce wrinkles. If combined with other cosmetics or medicines, it can achieve various problems of skin treatment and improvement.

9. Skin scrubber

use of ultrasonic technology will change to 28000 times per second of electric shock waves to 28000 times per second of mechanical vibration wave the muscles of the body to me have osmosis.Can make skin more deep cells produce excited,so long as you use this instrument is used together with the corresponding potions or essence effect,can quickly eliminate shading wrinkles whelk courteous layer,able to pore dirt thoroughly clean skin,make skin shining white,recover the flexibly.















10. Micro Needle

Auto needle pen:skin rejuvenation, increases the effectiveness of treatment by increasing absorption of products.


11. Bubble Pen

inject oxygen activating the activity of skin cells and improve the metabolism of skin cells, anti-aging, whitening, cured dark cycles,acne, to improve sensitive skin, strengthen the skin's nutrition input, improve body immunity.

Spare parts List :

High frequency		Hydro dermabrasion handle and 8tips		ultrasonic	
Iniecton		Vacuum pen		Cold hammer	
Bio micro current		Photon light		Dr.Pen	
Scrubber		Diamond dermabrasion			
Spray Gun		Bubble Pen		Main machine	
Others	Power supply line and seal ring etc.				

Install:



- 1.Cold hammer
- 2.Photon
- 3.Photon
- 4.BIO
- 5.Diamond Dermabrasion
- 6.Spray Gun/Iniecton
- 7.Small bubbles

- 8.Face Ultrasound
- 9.Eye Ultrasound
- 10.Scrubber/Dr.Pen
- 11.High frequency
- 12.Oxygen bubble
- 13.Power cord interface
- 14.Energy Regulation

- 15.Negative Pressure Regulation
- 16.Water Pressure Adjustment
- 17.Switch
- 18.Display Screen
- 19.Waste Bottle
- 20.Air Pump Filter Oil Bottle
- 21.Vent

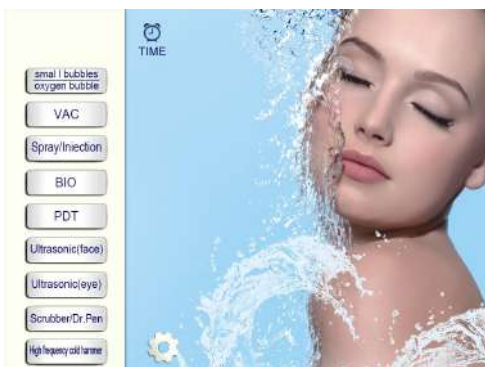
* Before operating the machine, please check the connections. Then turn on and off the machine for 3 to 5 times. Then keep the machine running for 5 minutes to check the stability of the machine.

Specifications :

Technology	<p>Hydro dermabrasion Bio microcurrent Vacuum pen Spray gun Photon light Ultrasonic Dermabrasion High frequency Skin scrubber Cold hammer Dr.Pen Small bubbles Iniection</p>
Vacuum	≥100Kpa
Tech	Hydro dermabrasion , photon light
Max output	250VA
Operate	10.4”inch Touch screen
Handles	<p>Hydro dermabrasion with 6 tips Bio microcurrent 1 piece Vacuum pen 3 different sizes Photon light with 2 handles Spray gun 1 piece High frequency 1 piece Ultrasonic 2 piece Dermabrasion 1 pieces Skin scrubber 1 pieces Dr.Pen 1 pieces Cold hammer 1 pieces Iniection 1 pieces Bubble Pen 1 pieces</p>
Voltage	100-240VAC, 50Hz/60Hz
Package size	55×52×146cm
Net weight	45 KG
Warranty	One year for main machine and 3 months for spare parts

Operating Interface :


1.The main interface is like below



2.please set the time and choose a bottle with liquid



3. Adjust the water level and vacuum from the knob .



4. If the Liquid-collected bottle is full, the system will stop to work, show up on the screen and cause beep.



5. Choose Spray and touch START to begin spray treatment



6. PDT adjust ENERGY and adjust MODE ,Choose the right Channel and then touch START to begin PDT treatment .



7. Diamond dermabrasion & Vacuum pen ,connect the tube to the filter back of the machine touch VAC to ,adjust the proper pressure ,and then click START to begin blackhead remove treatment .



8. Bio microcurrent ,click BIO ,and then adjust the Model and intensity , click START to begin with Face lifting treatment .



9. ultrasonic (face&eye) , click ultrasonic (face) or ultrasonic (eye),and then adjust the mode land intensity , click START to begin



10. Scrubber, click the scrubber, then click the START,adjust energy on the hand pieces.



11. High frequency, turn right of the knob of high frequency, then click the START.



CONTRAINDICATIONS

People who has fever, infectious diseases, acute diseases.

- People with heart disease or configured cardiac pacemaker.
- Patients with severe high blood pressure, tumor disease, asthma, deep vein thrombosis, varicose veins, thyroid, cancer, falling sickness.
- People with hemorrhagic disease, trauma, vascular rupture, skin inflammation, skin Disease.
- Pregnant women
- Do not use at the abdomen during menstrual period
- Medical Plastic parts, or parts with metal inside People with an abnormal immune

Symbols and Meanings

Warning Symbol	Meaning
 Danger	If used incorrectly will bring the risk of death or serious injury!
 Warning	If used incorrectly will cause possibility ill of death or serious injury!
 Attention	If used incorrectly will cause personnel injury or damage to the goods!
 Danger	Device exists high pressure risk of high voltage output terminals!
 Warning	If used incorrectly will cause personnel injury!

*Things damage refers to housing, property, livestock and pet damage.

Contraindications

1. The following symptoms were forbidden to use

(1) Patients who used by Heart rate regulator, cardiac pacemaker, ECS;

- (2)The use of artificial bone; Patients with silicosis;
- (3)Drunk or high fever patients;
- (4)Patients with higher sensitivity mental disease and epilepsy patients
- (5)Patients with no independent expression consciousness and can not take care of themselves.
- (6)Patients with metal materials in body (including metal teeth), pregnant women, cachexia, malignant tumor.
- (7)Severe hypertension and severe patients with cardiovascular and cerebrovascular disease.
- (8)Patients with renal failure.
- (9)Patients with severe infection



2.The following please use under the guidance of professionals

- (1)Women during menstruation;
- (2)Children;
- (3)Hemorrhagic disease or trauma, inflammation, skin disease, skin infection;
- (4)Patients with feeling numb, no response to cold and heat;
- (5)The immune system has defects, scar formation history, physical disease;
- (6)The people who has taken face-lifting or her body has artificial thing.



Attention

- 1.First check the host, accessories, power supply line is broken or not before use.
- 2.Start system, in addition to television, refrigerator, Do not turn on electrical power device at same time.
- 3.Before use, please take the hearing aid, electronic wristwatch, magnetic card, mobile phone and other things off first. Pay attention to the child's care to avoid touching.
- 4.During the using process, drink more water based on your physical.
- 5.In case of happen special circumstances or accident, please immediately stop using and consult professionals.
- 6.Patients with following medical electrical device cannot use this system at the same time.
 - Patients who implantable cardiac pacemaker,heart rate regulator, other electronic devices.
 - Artificial heart lung device and other device to sustain life.
 - Patients with ECG scanner device .
 - Patients with metal materials in body (including metal teeth), using artificial bone.
- 7.The following user should be agreed by the professionals before using this device.
 - Patients with acute disease.
 - Patients with malignant tumor.
 - Patients with Infectious disease.
 - Pregnancy women.
 - Cardiac disease.
 - Patients with high fever.
 - Being treated or physical abnormalities.

8. Please immediately turn off power supply, stop using if following abnormal situation happened.
- (1) Water and other matter into the host.
 - (2) Host, power supply line, accessories line and plug etc. occur the abnormal heating, leakage.
 - (3) The sound to be unusual.
 - (4) Abnormal smell, smoke.
 - (5) Any accessories damaged.
 - (6) Natural disasters and earthquake, the sudden thunder
9. When the treatment is finished, please cut off the power supply, be sure to unplug the power plug from the power socket.
10. Please check the power supply line, accessories line carefully every time before use, if found damaged, you should stop using and replacing it.
11. Transportation and storage conditions: Transport according to the requirements of the order contract, the transport process should be to prevent sun and rain; packaged equipment should be stored in relative humidity of not more than 80%, no corrosive gas and ventilated room.
12. The warning mark produce in the specification, its purpose is to enable you to safely and correctly using this device, and to prevent you and others to injury.
-

Maintenance

1. Appliances and medical equipment close to the machine may be resulting in operational failure due to interference.
 2. Prohibit use of the equipment in the following environment
 - Hot and humid environment
 - Dusty environment
 - Environmental with much smoke or steam
 3. If there comes a failure, please shut down the power immediately, and send it to the distributor or manufacturer for maintenance. Do not repair by yourself.
- 4. Exclusion of liability.**
- The Company is not responsible for the following circumstances:**
- (1) If fire, earthquake, war occurred;
 - (2) The fault of the user, operator error;
 - (3) Damage caused by using other method (not included in the use manual).
 - (4) Operate without the manual's guide.
5. Do not make the machine close to the wall, keeping a 30CM space around for cooling.

Hazardous Substances or Elements Contained in the Product

Part Name	Toxic and Hazardous Substance or Element						Remark
	Lead (Pb)	Mercury (Hg)	Cadmium (Cd)	Hexavalent chromium (Cr(VI))	Polybrominated biphenyls (PBB)	Polybrominated diphenyl ethers (PBDE)	
Plastic parts	○	○	○	○	×	×	
Metal structures /decorations	×	○	○	○	○	○	
Printed Circuit Assembly	×	○	○	○	○	○	
Power Line	×	○	○	○	○	○	
Plug of Power supply line	×	○	○	○	○	○	
Relay	○	○	×	○	○	○	
Buzzer	×	○	○	○	○	○	

- × Toxic and hazardous substance in at least one homogeneous materials of the part exceeds the concentration limit requirement described in SJ/T11363-2006.
- Toxic and hazardous substance in all the homogeneous materials of the part is either below the concentration limit requirement described in SJ/T11363-2006 or is not applicable because the part is not used.
- Products to be discarded after use, Please treat in accordance with electronic and information products recovery, re-use legal regulations.

Technical note:

Hardware structure of the machine parts, injection molded parts, and the majority of electronic components, connectors meet the requirements of the EU and China RoHS directives. Only a few parts as the global technology limitations that may affect product reliability, and not find a substitute for the toxic and hazardous substances, please be assured to use, use under normal conditions will not cause health effects on users.